



Yanmar type 6SY-STP

The Powerful Gem

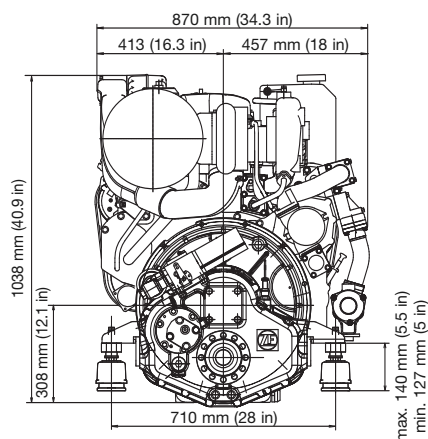


Configuration	4-stroke, vertical, water cooled diesel engine
Maximum output at crankshaft	** 530 kW (720 hp) / 2300 rpm
Continuous rating output at crankshaft	403 kW (550 hp) / 2100 rpm
Displacement	11.7 L (714 cu in)
Bore x stroke	127 mm x 154 mm (5.0 in x 6.1 in)
Cylinders	6 in line
Combustion system	Direct injection
Aspiration	Turbocharged with charge air cooler
Starting system	Electric starting 24 V - 6.7 kW (2 pole)
Alternator	24 V - 65 A (2 pole)
Cooling system	Fresh water cooling by centrifugal fresh water pump and rubber impeller seawater pump
Lubrication system	Enclosed, forced lubricating system
Direction of rotation (crankshaft)	Counter clockwise viewed from stern
Dry weight without gear	1150 kg (2536 lbs)
Environmental	EPA II, BSO II, SAV, EMC compliant and will meet the 2003/44/EC emission requirements effective from 2006
Engine mounting	Rubber type flexible mounting

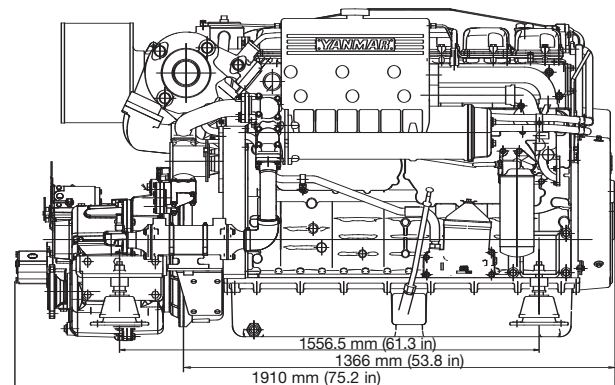
NOTE: Fuel condition: Density at 15°C = 0.860 g/cm³; 1 hp = 0.7355 kW
 ** Fuel temperature 40°C at the inlet of the fuel injection pump (ISO 8665)

Dimensions (For detailed line-drawings, please refer to our web-site: www.yanmarmarine.com)

Rear view

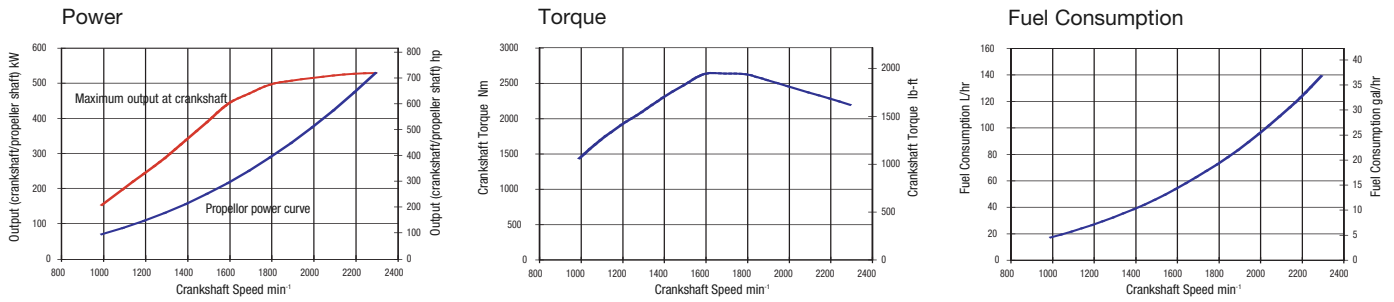


Right side view



6SY-STP w/ ZF 325-1 marine gear

Performance Curves (Output is according ISO 8665 - Output includes +/- 3% tolerance)



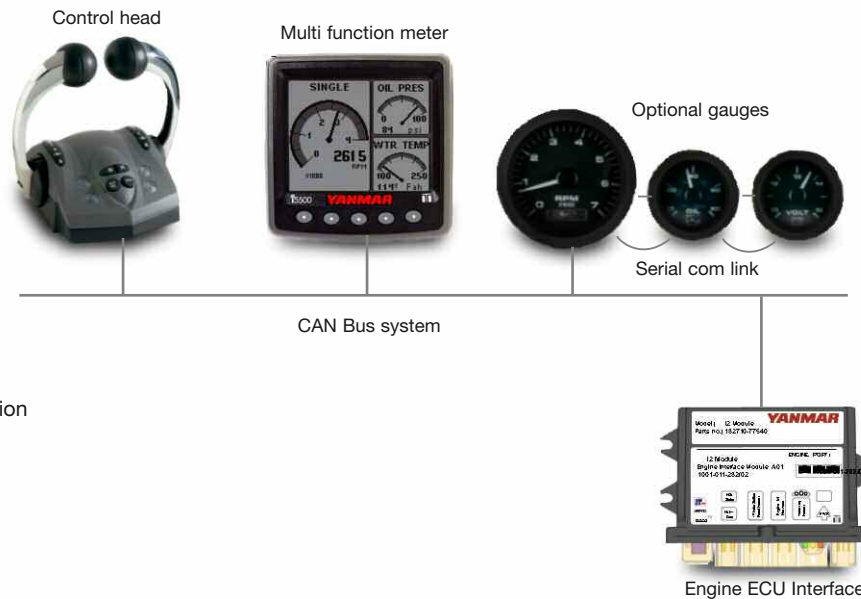
Marine gear (example) ***

Model	ZF 325-1				ZF 325-1A				TD MG 5095SC				TD MG 5095A			
Type	hydraulic				hydraulic				hydraulic				hydraulic			
Dry weight	130 kg (286 lbs)				130 kg (286 lbs)				175 kg (385 lbs)				177 kg (390 lbs)			
Reduction ratio (fwd)	1.46	1.73	2.03	2.25	1.49	1.73	2.04	2.24	1.47	1.71	2.0	2.46	1.52	1.81	2.04	2.48
Propeller speed (fwd)	1576	1332	1131	1022	1549	1327	1027	952	1565	1345	1150	935	1513	1271	1127	927
Direction of rotation (propeller shaft - fwd)	Clockwise & counter clockwise viewed from stern				Clockwise & counter clockwise viewed from stern				Clockwise & counter clockwise viewed from stern				Clockwise & counter clockwise viewed from stern			
Dry weight engine and gear/drive	1280 kg (2822 lbs)				1280 kg (2822 lbs)				1325 kg (2921 lbs)				1327 kg (2926 lbs)			
Length engine and gear/drive	1910 mm (75 in)				1910 mm (75 in)				1982 mm (78 in)				1987 mm (78 in)			

*** Gear also available in; ZF325-IV (V-drive) reduction ratio: 1.73 & 2.04, TD MG 5114 IV (V-drive) reduction ratio: 1.52, 1.80 & 1.97

*** Other marine gearboxes and configurations available upon request. Contact your local supplier for more information.

Instrument Panels



Optional LCD panel display:

- engine information
- maintenance information
- diagnosis messages

Accessories

Standard Package

- Alternator
- Protection cover for belt transmission
- Transmission oil cooler

- Water level sensor
- Engine control harness

- Engine control components including:
 - Control lever
 - LCD display
 - Backup throttle control system

Optional

- Dual station control elements
- Extra LCD display
- Various engine monitoring gauges

- Electric oil draining pump
- Crankshaft pulley
- Additional alternator

- Engine heater
- Extra rear PTO
- Hydraulic pump
- Exhaust mixing elbow

Texts and illustrations are not binding. Yanmar Marine reserves the right to introduce adaptations without prior notification.

www.yanmarmarine.com