

UNIVERSAL
atomic 100% MARINE
& STEVEDORE
AUXILIARY
SAILBOAT
ENGINES

medalist 
Universal Motors

DEMAND THE BEST IN AUXILIARY POWER

The Universal Atomic 4 and Atomic Stevedore are 100% marine auxiliary engines. Designed, engineered, and built primarily for powering the world's finest sailboats. Engines that will give you stamina, service, and reliability, the Atomics are the recognized leaders in their field. They measure up to the critical standards of leading architects, designers, custom and stock boat-builders, and thousands of discriminating sailors the world over.


Each Atomic 4 and Atomic Stevedore is meticulously custom built, and each engine receives a comprehensive dynamometer test run to insure its operational excellence after installation.

A thermostatically controlled water by-pass system provides quick engine warm up and immediate overboard water to maintain a cool exhaust system.

Available in direct, reduction, and V-drive models, the Atomic 4 and Atomic Stevedore fit the most limited engine space.

So demand the best in auxiliary power . . . Universal ATOMICS . . . the time-proven U.S. built engines you can depend upon. Ask any Universal owner.

COMPLIES WITH CURRENT
U.S.C.G. REGULATIONS



FEATURES ATOMIC 4 AND STEVEDORE

STANDARD EQUIPMENT Propeller coupling, hand sump pump, U.S.C.G. approved frame arrestor, lifting ring, water pump, mechanical fuel pump with hand primer, oil level gauge, crankcase breather, built-in reversing gear, automatic temperature control, instruction manual, threaded exhaust flange, shift lever, and one year limited-warranty.

CYLINDER Cast en-block with crankcase of marine chrome nickel alloy iron. Full length water jackets.

CYLINDER HEAD Marine chrome nickel alloy iron. Head is detachable. Combustion chamber designed to obtain maximum power and economy from regular grade gasoline.

CRANKSHAFT High carbon steel. Fully counter-weighted, statically and dynamically balanced for smooth operating. Has insert bearings.

CONNECTING RODS Drop forged, high carbon steel, insert bearings, and floating type piston pin.

OIL PAN One piece true marine type extending the full length of engine provides extreme rigidity.

MANIFOLD Water jacketed exhaust and intake manifold incorporated into one casting. Exhaust flange tapped 1 1/4" I.P.S.

LUBRICATION Full pressure to main, connecting rod, idler gear stud, and camshaft bearings. Outside oil pressure adjustment. Large area oil suction screen.

HAND SUMP PUMP Separate, for easy removal of crankcase oil.

WATER JACKET COVER Removable clean out and water distributing plate on the side of cylinder block.

COOLING Rubber impeller water circulating pump standard. Water pump inlet 3/8" I.P.S.

REVERSING GEAR Oversize ball bearing type, pressure lubricated. Large radial end thrust ball bearing for propeller thrust. Reverse gear band with molded asbestos lining, provides longer life.

REDUCTION GEAR Single step, internal helical and pinion type. Available in 2 to 1 ratio.

CARBURETOR Updraft Zenith marine safety non-drip type with upturned air horn, fitted with Zenith U.S.C.G. approved type flame arrestor and vacuum crankcase ventilator.

ELECTRICAL SYSTEM 12 volt system standard. 37 amp alternator, marine type. Transistorized voltage regulator. Starter equipped with solenoid for remote starting. Distributor has full automatic advance.

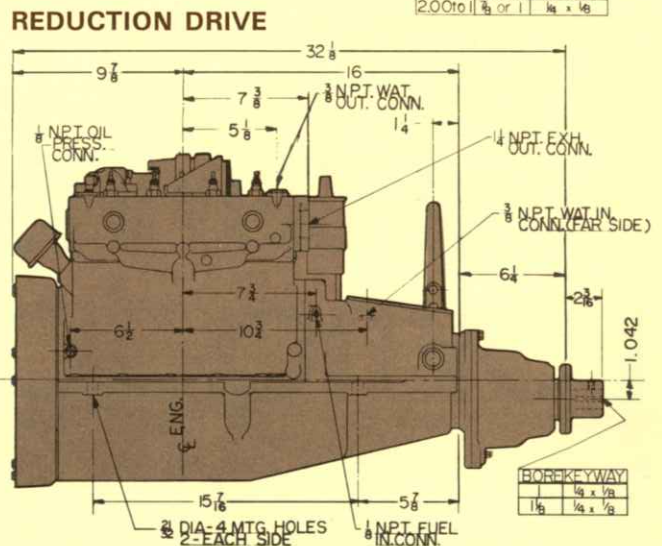
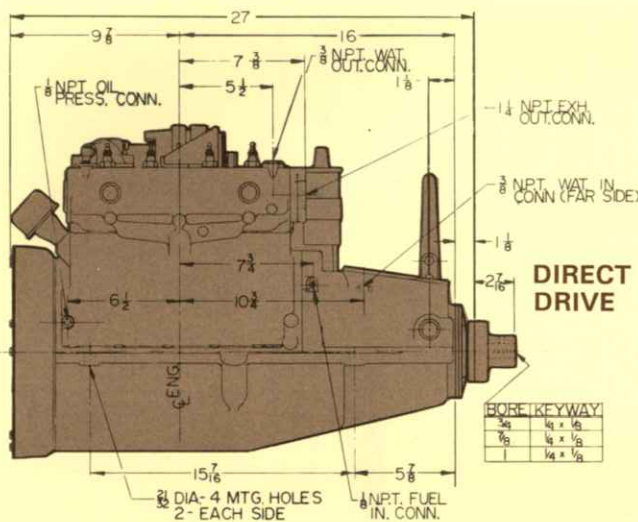
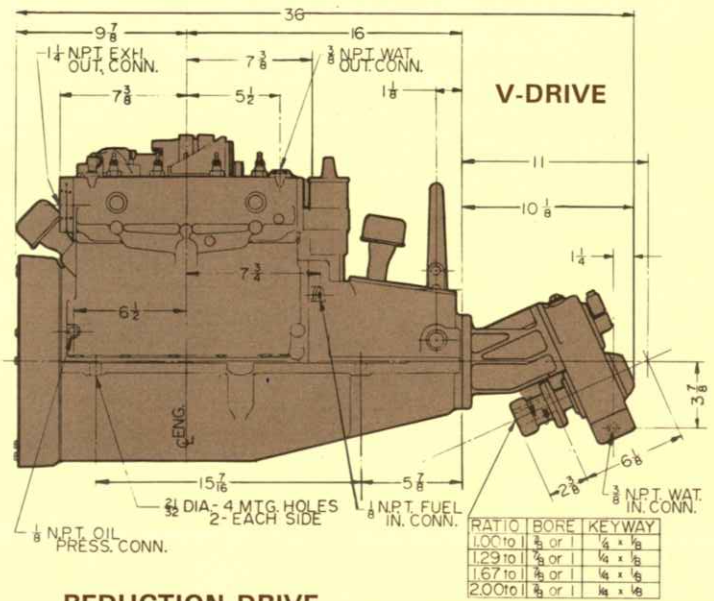
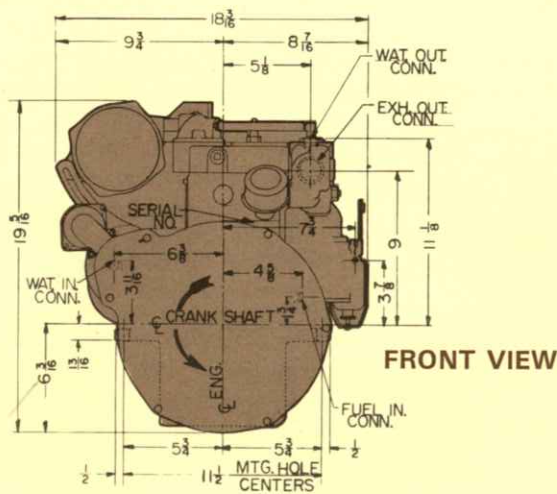
PROPELLER ROTATION Right hand propeller.

AUTOMATIC TEMPERATURE CONTROL Automatic by-pass type to assure efficient operating temperature.

OPTIONS ATOMIC 4 AND STEVEDORE

Instrument panel, power take-off pulley on flywheel, on-board spare parts kit, hand starting crank, 55 ampere alternator, adjustable rubber mounts.

INSTALLATION DIMENSIONS ATOMIC 4 AND STEVEDORE



SPECIFICATIONS ATOMIC 4 AND STEVEDORE

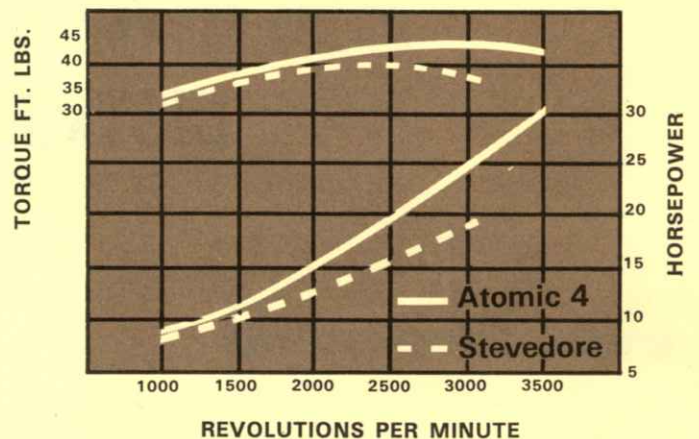
ENGINE TYPE 4 cycle L Head
 NUMBER OF CYLINDERS 4
 DISPLACEMENT 65 cu. in.
 BORE 2-9/16" STROKE 3 1/8"
 FUEL Regular Grade
 FUEL PUMP Mechanical
 ELECTRIC STARTER 12 Volt
 ELECTRIC ALTERNATOR 12 Volt, 37 Amp.
 WEIGHT: Direct Reduction V-Drive
 Lbs. 310 330 335
 PROPELLER COUPLINGS:
 Direct Reduction V-Drive
 3/4"-7/8"-1" 1"-1 1/8" 7/8"-1"

PROPELLER DATA: Direct Drive Reduction Drive 2:1
 Light Boats 10 x 7-3 Blade 14 x 7-3 Blade
 Heavy Boats ... 10 x 6-3 Blade 15 x 6-3 Blade
 Auxiliaries 12 x 6-2 Blade 15 x 8-2 Blade

Propellers listed are suggested for average boats and not necessarily recommended for all hulls.

HORSEPOWER:

R.P.M.	1000	1500	2000	2500	3000	3500
ATOMIC 4:	7.3	11.9	16.2	20	25.0	30
STEVEDORE:	7.0	11.0	14.5	17	18.5	—



medalist 

Universal Motors

P.O. BOX 2508 • OSHKOSH, WISCONSIN 54903

DISTRIBUTED BY:



Universal Motors

100% MARINE ENGINES

PRICE LIST

EFFECTIVE JANUARY 1, 1980

ATOMIC 4 & STEVEDORE **4 Cylinder** **4 Cycle** **Gasoline** **30 & 18.5 H.P.**

MODELS		PRICE
5101-5111	Direct Drive	\$2324.00
5102-5112	Reduction Drive (2:1)	2530.00
5103-5113	V-Drive Available in 1:1, 1.29:1, 1.67:1, & 2:1 Reductions	2823.00

ATOMIC & STEVEDORE ACCESSORY EQUIPMENT (When purchased with new engine)

DESCRIPTION	PART NO.	PRICE
Fresh Water Cooling	256184	\$398.00
5 Unit Panel - Electric - Less Tach with 10' Extension	299626	112.00
Alternator 55 Amp. (in place of standard 37 Amp.)	288759	32.00
Flex Mounts - Adjustable (set of 4)	255189	50.00
Hand Starting Crank	260752	16.00
Spare Parts Kit		66.00
Flex Coupling 1" Bore	298470	100.00

STANDARD EQUIPMENT — INCLUDED WITH ENGINE

Automatic Temperature Control	Alternator 37 Amp. 12V.
Fuel Pump - Electric	Shifter Lever
Rubber Impeller Water Pump	Propeller Coupling
Hand Sump Pump - Oil	Transmission

ATOMIC 2 **2 Cylinder** **4 Cycle** **10 H.P. Gasoline**

MODEL		PRICE
5611	Reduction Drive (2:1)	\$1856.00

ATOMIC 2 ACCESSORY EQUIPMENT (When purchased with new engine)

DESCRIPTION	PART NO.	PRICE
Spart Parts Kit	298500	\$43.50
5 Unit Panel — Electric w/10' Extension	299737	112.00

STANDARD EQUIPMENT — INCLUDED WITH ENGINE

Electric Fuel Pump — 12V	Shifter Lever
Rubber Impeller Water Pump	Propeller Coupling
Hand Sump Pump — Oil	Alternator 37 Amp. 12V
Automatic Temperature Control	Flex Mounts

ATOMIC DIESEL		4 CYCLE			11-16-24 & 32 H.P.	
MODEL					PRICE	
5411	Reduction Drive (2:1)	2 Cyl.	11 H.P.	31 cu. in.	\$2804.00	
5416	Reduction Drive (2:1)	2 Cyl.	16 H.P.	45 cu. in.	3113.00	
5424	Reduction Drive (2.14:1)	3 Cyl.	24 H.P.	68 cu. in.	3737.00	
5432	Reduction Drive (2.14:1)	4 Cyl.	32 H.P.	91 cu. in.	4390.00	
Cartons	All Diesel Models		NET		10.00	

ATOMIC DIESEL ACCESSORY EQUIPMENT
(When purchased with new engine)

DESCRIPTION	PART NO.	PRICE
5 Unit Panel — Electric with 10' Extension	298559	\$123.00
Flex Coupling 1" Std.	298484	98.00
6 Unit Panel Deluxe w/Tackometer	299732	170.00

STANDARD EQUIPMENT — INCLUDED WITH ENGINE

Elec. Fuel Pump (on 16 & 24) Mech. on 11 & 32	55 Amp. — 12V Alternator
Rubber Impeller Sea Water Pump	Fresh Water Cooling (Except 5411)
Hand Sump Pump - oil	Automatic Temperature Control
Flex Mounts	Fuel & Lube Oil Filters Mtd.
Reduction Gear	Decompression Lever
Control Brackets	Glow Plugs

All Prices F.O.B. Oshkosh, Wisconsin

The right is reserved to change specifications and prices without incurring any responsibility.