


WESTERBEKE 13a

a rugged, very compact
marine diesel engine



WESTERBEKE 13a FEATURES MAXIMUM EASE OF INSTALLATION

- Height is only 22.05 inches
- Width is a narrow 16.75 inches
- Flywheel housing is tapered for tight fits
- New four point mounts aid installation



Photo courtesy of Sabre Yachts, South Casco, Maine

STANDARD EQUIPMENT

- Short profile 2:1 manual transmission
- Propeller shaft coupling bored to size
- Adjustable flex mounts (14.59 or 16 inch centers)
- Fresh water cooling system
- Coolant recovery tank
- 12 volt 50 ampere alternator
- Glow plug cold starting aid
- Throttle and shift control brackets
- Engine prewired to single 8 pin connector
- Flow control for domestic hot water connection
- Water injected exhaust elbow
- Operator's manual

Deluxe multi-function electric instrument panel

Includes hour meter, tachometer, water temperature and oil pressure gauges, battery voltmeter, key switch, preheat and start buttons, 15' connector, engine to instrument panel.



Your enjoyment and pride of ownership is assured with a Westerbeke 13a in your boat.

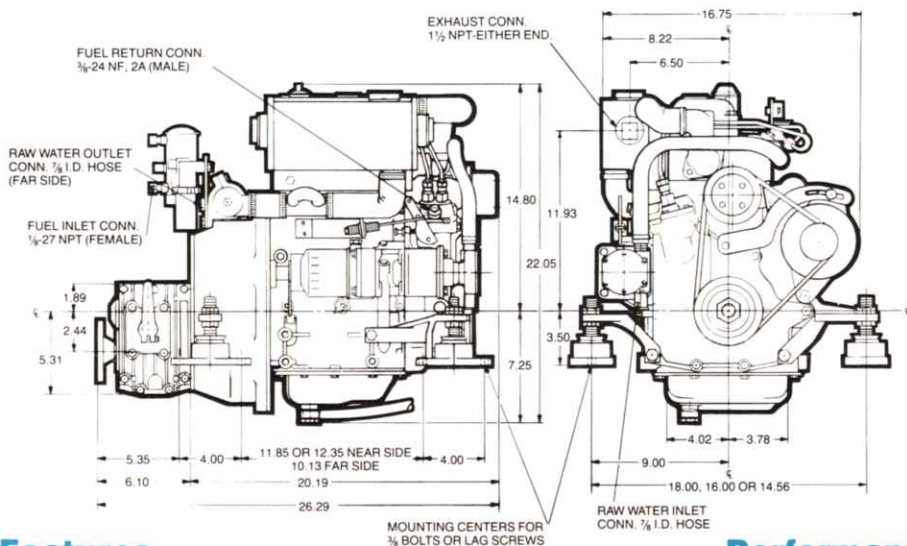


ENGINES: 10, 13a, 18, 21a, 27, 33, 46, 52, 58, 70, 80, 100, 120

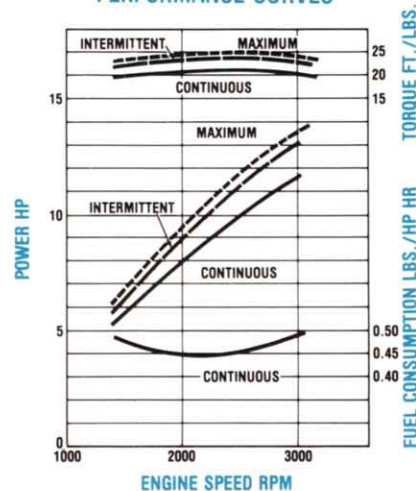
Fresh Water Cooled Diesels from Westerbeke

Quiet dependable power by Westerbeke

WESTERBEKE 13a



PERFORMANCE CURVES

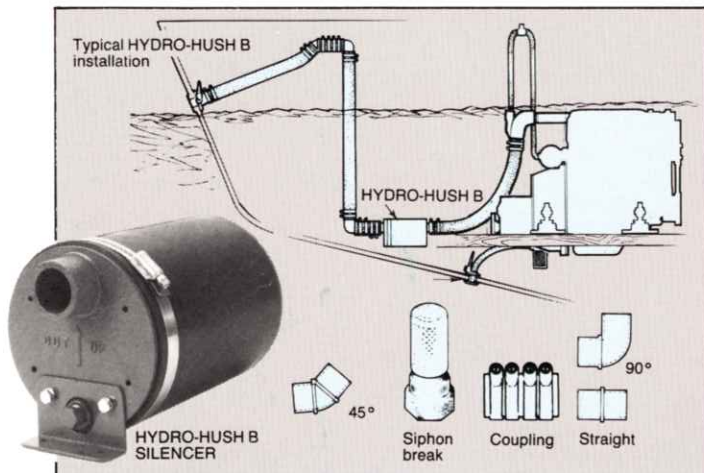


Features

- **Construction** — fresh water cooling with thermostatic control, 50 amp alternator with radio shielding, cast iron head and block for long life, cog type alternator belts reduce slippage, glow plug cold weather starting aid, ample heat exchanger capacity.
- **Parts Supply** — nationwide stock of parts for Westerbeke engines and generators means better service from an expanding network of distributors and dealers.
- **Self-Bleeding Fuel System** — restarts after running out of fuel without manual air bleeding.
- **Light Weight** — aluminum manifolds, flywheel housing, and transmission case save weight without sacrificing cast iron head and block.
- **Exceptional Quietness** — cast iron head and block are sound damping, tuned intake silencer reduces air intake noise, modern swirl type combustion chamber design softens diesel clatter.

Optional Extras

- Front exhaust outlet for Vee drives. Remote mounting lube filters • Alternator output splitter • Sea water intake strainer
- Hydro-Hush B or C waterlift exhaust silencers • Various adapting connectors and couplings from which, with a supply of 1 1/8 ID exhaust hose, a complete exhaust system can be assembled.



Performance Data

Maximum Power Output 13.5/3000 RPM
 Typical Fuel Consumption Rate 0.63 US gal/hr
 Typical Fuel Consumption Rate at 2500 RPM
 when wheeled to turn 3000 RPM 0.5 US gal/hr
 Capacity of Lubricant w/filter 2.8 Qts.
 Capacity of Coolant 6 Qts.

Specifications

Model Number Westerbeke 13a
 Engine Type 4 cycle, water cooled, naturally aspirated, vertical overhead valve, diesel engine.
 Cylinder arrangement 2 cylinders in line
 Bore & Stroke 2.68" x 3.07" (68mm. x 78mm.)
 Displacement37 cubic inch (566 litre)
 Compression ratio23 to 1
 Fuel Injection Pump Bosch Distributor Type Individual plunger for each cylinder, cam driven in a precision housing machined block for rigidity and accuracy.
 Injectors Pintle type
 Combustion Chamber Swirl type for easy starting and quiet operation.
 Governor Mechanical centrifugal type
 Fuel filter Paper element type
 Lubricating device Forced lubrication by trochoid pump
 Lub. oil filter Full flow, spin on, paper element type
 Starting motor Geared electric motor, 12 Volt
 Starting aid 12 Volt sheathed type glow plug
 Fuel pump Electric plunger type
 Dry weight of engine (w/trans.) 289 lbs.
 Power take-off Various crankshaft pulleys
 Propeller rotation Right hand

Call your Westerbeke representative

or contact the...

WESTERBEKE CORP.

AVON INDUSTRIAL PARK, AVON, MA 02322-0181 • (617) 588-7700
 CABLE: WESTCORP, AVON • TELEX: 92-4444