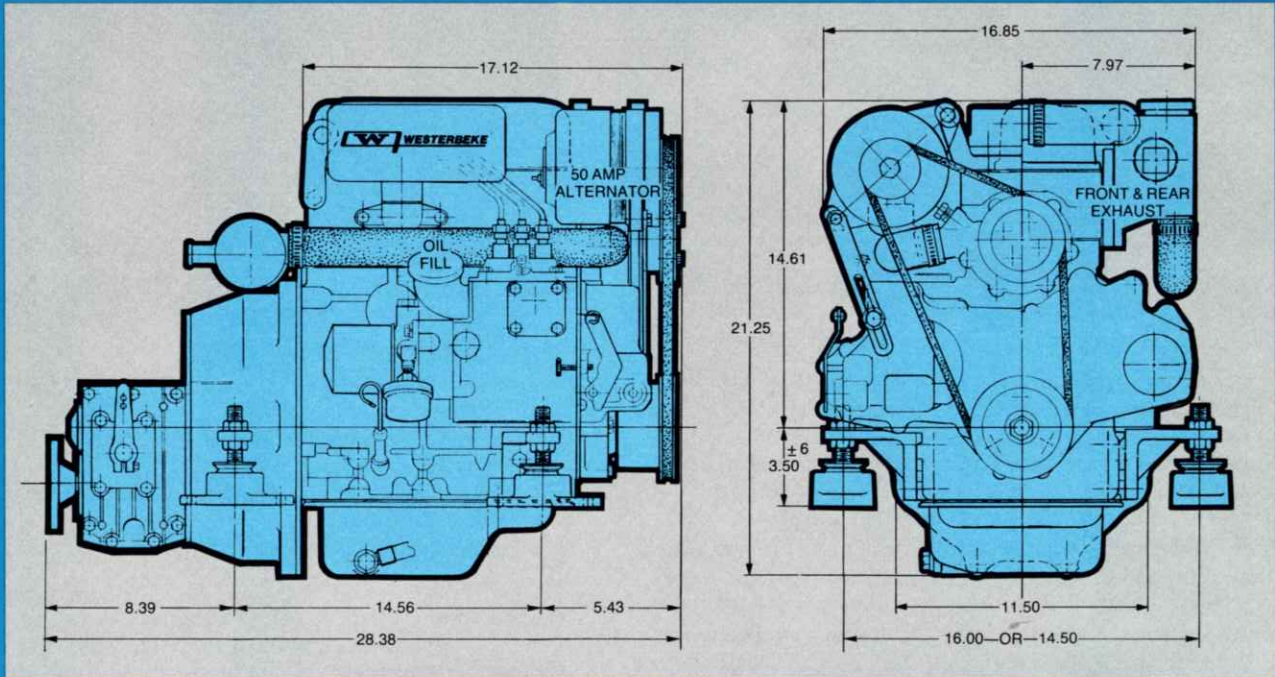


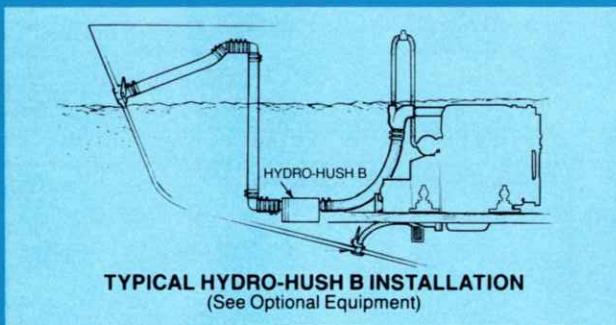
WESTERBEKE 21a

"a" is the same fine engine but notice the improvement!



WESTERBEKE 21a FEATURES MAXIMUM EASE OF INSTALLATION

- Height is lowered 1 7/8"
- Width is reduced 3 1/3"
- Flywheel housing is tapered for tight fits
- Oil fill is on service side. No longer necessary to fill through valve cover
- New four point mounts aid installation and alignment
- Separate manual shut down replaces combination throttle/stop



A LIBERAL LIST OF STANDARD EQUIPMENT IS SUPPLIED

- Short profile 2:1 manual transmission
 - Propeller shaft coupling bored to size
 - Adjustable flex mounts (14.59 or 16 inch centers)
 - Fresh water cooling system
 - Coolant recovery tank
 - 12 volt 50 ampere alternator
 - Glow plug cold starting aid
 - Throttle, stop, and shift control brackets
 - Engine prewired to single 8 pin connector
 - Flow control for domestic hot water connection
 - Water injected exhaust elbow
 - 15' connector, engine to instrument panel
 - Operator's manual
 - Deluxe multi-function electric instrument panel
- Includes hour meter, tachometer, water temperature and oil pressure gauges, battery voltmeter, key switch, preheat and start buttons



Your enjoyment and pride of ownership is assured with a Westerbeke 18 in your boat



ENGINES: 10, 13, 18, 21a, 27, 33, 46, 52, 58, 70, 80, 100, 120

Fresh Water Cooled Diesels from Westerbeke

Quiet dependable power by Westerbeke

WESTERBEKE 21a



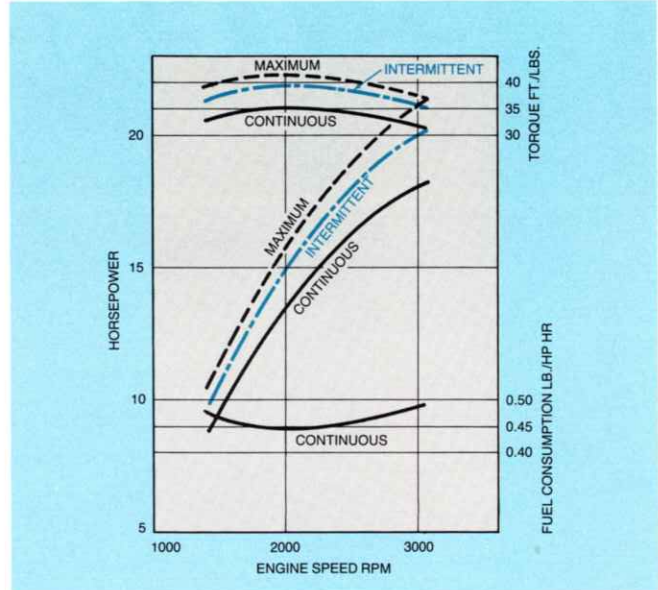
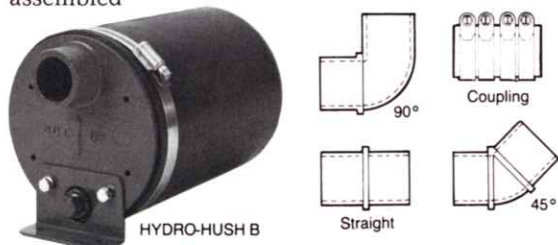
Niagra 31 by Hinterhoeller Yachts

Features

- **Quality Construction** — fresh water cooling with thermostatic controls, 50 amp alternator with radio shielding, cast iron head and block for long life, cog-type alternator belts reduce slippage, glow plug cold weather starting aid, over-sized 3" diameter heat exchanger, manual shut down, separate throttle control.
- **Parts Supply** — nationwide stock of parts for Westerbeke engines and generators means better service from an expanding network of stocking distributors and dealers.
- **Exceptional Smoothness** — 3 cylinder 4 cycle engine, high inertia flywheel and crankshaft dynamically balanced.
- **Self Bleeding Fuel System** — Restarts after running out of fuel without manual air bleeding.
- **Very Light Weight** — aluminum water-cooled exhaust manifold and flywheel housing, save weight without sacrificing cast iron head and block.
- **Ease of Maintenance** — removable end caps on heat exchanger for easy clean out, convenient oil drain system needs no hand pump; replaceable wiring harness terminates in 8 pin connector, heavy duty zinc anodes for heat exchanger.
- **Exceptional Quietness** — custom designed, tuned intake silencer reduces intake air noise; modern swirl type combustion chamber design softens diesel clatter.

Optional Equipment

- Front exhaust outlet for Vee drives • Remote mounting lube filters • Alternator output splitter • Sea water intake strainer
- Hydro-Hush B waterlift exhaust silencer • Various adapting connectors and couplings from which, given a supply of 1 7/8" I.D. exhaust hose, a complete exhaust system can be assembled



Performance Data

- Maximum Power Output 22@ 3000 RPM
- Typical Fuel Consumption Rate063 US gal/HP/hr
- Typical Fuel Consumption Rate at 2500 RPM
- When wheeled to Turn 3000 RPM8 US gal/hr
- Capacity of Lubricant (always check dipstick)4 Qts
- Capacity of Coolant5 Qts

Specifications

- Model Number Westerbeke 21a
- Engine Type 4 cycle, water cooled, naturally aspirated, vertical overhead valve, diesel engine
- Cylinder arrangement 3 cylinders in line
- Bore & Stroke 2.87" x 3.07" (73mm. x 78mm.)
- Displacement 60 cubic inch (.98 litre)
- Compression ratio 23 to 1
- No. of main bearings 4
- Rotation SAE Std. (clockwise facing front end)
- Fuel Injection Pump Bosch Distributor Type Individual plunger for each cylinder, cam driven in a precision housing machined in block for rigidity and accuracy
- Regulator IC (built in type)
- Injectors Pintle type
- Combustion Chamber Swirl type for easy starting and quiet operation
- Firing order 1-3-2
- Governor Mechanical centrifugal type
- Fuel filter Paper element type
- Lubricating device Forced lubrication by trochoid pump
- Lub. oil filter Full flow, spin on, paper element type
- Starting motor Geared electric motor, 12 Volt
- Starting aid 12 Volt sheathed type glow plug
- Fuel pump Electric plunger type
- Dry weight of engine (w/trans.) 345 lbs.

Call your Westerbeke representative

or contact the . . .




J. H. WESTERBEKE CORP.

AVON INDUSTRIAL PARK, AVON, MA 02322 • (617) 588-7700
CABLE: WESTCORP, AVON • TELEX: 92-4444

WESTERBEKE

a 21 hp marine diesel
light compact & reliable

21



TUNED AIR INTAKE SILENCER

CIRCUIT BREAKER
AND PRE-HEAT SOLENOID

FRESH WATER COOLED TWO
PASS ALUMINUM MANIFOLD THAT
INCLUDES A REMOTE COOLANT
RECOVERY TANK FOR
CONTINUOUS MONITORING OF
THE COOLING SYSTEM

12 VOLT 50 AMP ALTERNATOR

FUEL FILTER

SELF-BLEEDING FUEL SYSTEM

OIL DRAIN HOSE

ADJUSTABLE FLEX ISOLATOR
ENGINE MOUNTS 15" ON CENTER

SHORT PROFILE TRANSMISSION

A NEW GENERATION OF MARINE ENGINES

The Westerbeke 21 provides 3 cylinder, four cycle smoothness in a lightweight, compact engine. Cylinder head and block are of cast iron for strength and long life while aluminum is used in non-wearing parts for lightweight. The performance from this 60 cubic inch engine will amaze you. Standard equipment not usually found on engines this size include *Fresh Water Cooling, 12 Volt 50 Amp Alternator, Prewired Electrical System, Self-Bleeding Fuel System* and a convenient *Oil Drain System* to eliminate messy oil changes.

The Westerbeke 21 is one of four small diesel auxiliaries in the Westerbeke family of marine engines. Eleven additional diesel engines are available from 10 to 120 hp all fresh water cooled and built for performance, durability and economical operation . . . A true family of marine engines with standardized features and commonized parts for higher quality at lower costs.



NIAGARA 31 BY HINTERHOELLER YACHTS LTD.

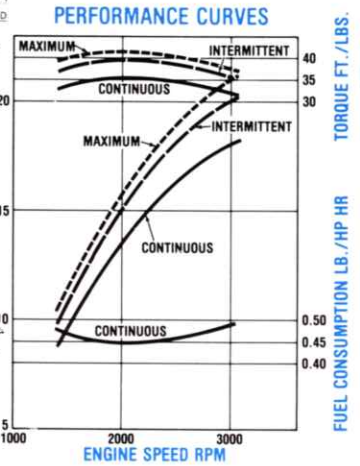
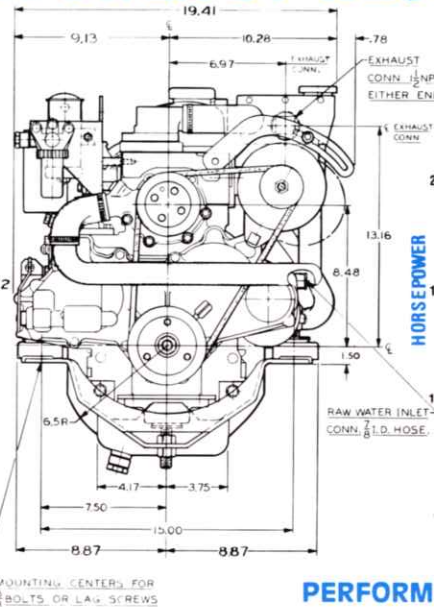
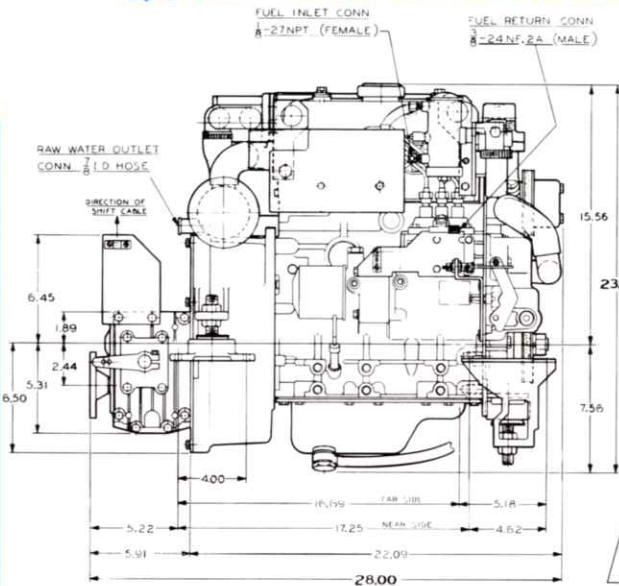


ENGINES: 10.2, 13, 21, 27, 33, 46, 52, 58, 70, 80, 100, 120

Fresh Water Cooled Diesels from Westerbeke.

QUIET DEPENDABLE POWER BY WESTERBEKE

WESTERBEKE 21



PERFORMANCE DATA

Maximum Power Output	22/3000 RPM
Typical Fuel Consumption Rate	.063US gal/HP/hr
Typical Fuel Consumption Rate at 2500 RPM	
When Wheeled to Turn 3000 RPM	.08US gal/hr
Capacity of Lubricant (always check dipstick)	4 Qts
Capacity of Coolant	5 Qts

SPECIFICATIONS

Model Number	Westerbeke 21
Engine Type	4 cycle, water cooled, naturally aspirated, vertical overhead valve, diesel engine
Cylinder arrangement	3 cylinders in line
Bore & Stroke	2.87"x3.07" (73mm.x78mm.)
Displacement	.60 cubic inch (.98 litre)
Compression ratio	23 to 1
No. of main bearings	4
Rotation	SAE Std. (clockwise facing front end)
Fuel Injection Pump	Bosch Distributor Type Individual plunger for each cylinder, cam driven in a precision housing machined in block for rigidity and accuracy.
Regulator	.1C (built in type)
Injectors	Pintle type
Combustion Chamber	Swirl type for easy starting and quiet operation
Firing order	1-3-2
Governor	Mechanical centrifugal type
Fuel filter	Paper element type
Lubricating device	Forced lubrication by trochoid pump
Lub. oil filter	Full flow, spin on, paper element type
Starting motor	Geared electric motor, 12 Volt.
Starting aid	12 Volt sheathed type glow plug
Fuel pump	Electric plunger type
Dry weight of engine (w/trans.)	374 lbs.
Power take-off	Various crankshaft pulleys

QUALITY CONSTRUCTION — fresh water cooling with thermostatic controls, 50 amp alternator with radio shielding, metallic water piping wherever possible for endurance, cog-type alternator belts reduce slippage, glow plug cold weather starting aid, oversized 3" diameter heat exchanger, shut-off function built into throttle control, cast iron head and block for long life.

PARTS SUPPLY — nationwide stock of parts for Westerbeke engines and generators means better service from an expanding network of stocking distributors and dealers.

EXCEPTIONAL SMOOTHNESS — 3 cylinder 4 cycle engine, high inertia flywheel, vibration isolating mounts.

SELF BLEEDING FUEL SYSTEM — Restarts after running out of fuel without manual air bleeding.

VERY LIGHT WEIGHT — aluminum water-cooled two pass exhaust manifold and flywheel housing, save weight without sacrificing cast iron head and block.

EASE OF MAINTENANCE — removable end caps on heat exchanger for easy clean out, convenient oil drain system needs no hand pump, all wiring is led to a single 8-pin connector; heavy duty zinc anodes for heat exchanger.

EXCEPTIONAL QUIETNESS — custom designed, tuned intake silencer reduces intake air noise; modern swirl type combustion chamber design softens diesel clatter.

STANDARD EQUIPMENT

- Alarm, low oil pressure, high water temperature
- Short profile 2-1 manual transmission
- Adjustable flex isolator engine mounts (15" on centre)
- Fresh water cooling system • Coolant recovery tank
- 12 volt 50 ampere alternator • Glow plug cold weather starting aid
- Throttle, stop, and shift control brackets • Operators manual
- Engine pre-wired at the factory with a single 8 pin connector
- Water injected exhaust elbow • Flowcontroller—for easy connection of domestic hot water heater

OPTIONAL EQUIPMENT

- Various accessory front pulleys
- Hydro-Hush Muffler
- Sea Water Strainer
- Alternator Output Splitter
- Five function Electric Instrument Panel including Hour Meter and Tachometer
- Various optional transmissions
- Front exhaust outlet for Vee Drive applications



CALL YOUR WESTERBEKE REPRESENTATIVE

OR CONTACT THE . . .


J. H. WESTERBEKE CORP.

Avon Industrial Park, Avon, MA 02322, (617) 588-7700
Cable: Westcorp, Avon, Telex: 92-4444

WESTERBEKE

a 21 hp marine diesel
light compact & reliable

21



TUNED AIR INTAKE SILENCER

CIRCUIT BREAKER
AND PRE-HEAT SOLENOID

FRESH WATER COOLED TWO
PASS ALUMINUM MANIFOLD THAT
INCLUDES A REMOTE COOLANT
RECOVERY TANK FOR
CONTINUOUS MONITORING OF
THE COOLING SYSTEM

12 VOLT 50 AMP ALTERNATOR

FUEL FILTER

SELF-BLEEDING FUEL SYSTEM

OIL DRAIN HOSE


ADJUSTABLE FLEX ISOLATOR
ENGINE MOUNTS 15" ON CENTER

SHORT PROFILE TRANSMISSION

A NEW GENERATION OF MARINE ENGINES

The Westerbeke 21 provides 3 cylinder, four cycle smoothness in a lightweight, compact engine. Cylinder head and block are of cast iron for strength and long life while aluminum is used in non-wearing parts for lightweight. The performance from this 60 cubic inch engine will amaze you. Standard equipment not usually found on engines this size include *Fresh Water Cooling, 12 Volt 50 Amp Alternator, Prewired Electrical System, Self-Bleeding Fuel System* and a convenient *Oil Drain System* to eliminate messy oil changes.

The Westerbeke 21 is one of three small diesel auxiliaries in the Westerbeke family of marine engines. Ten additional diesel engines are available from 13 to 120 hp all fresh water cooled and built for performance, durability and economical operation . . . A true family of marine engines with standardized features and commonized parts for higher quality at lower costs.



NIAGARA 31 BY HINTERHOELLER YACHTS LTD.

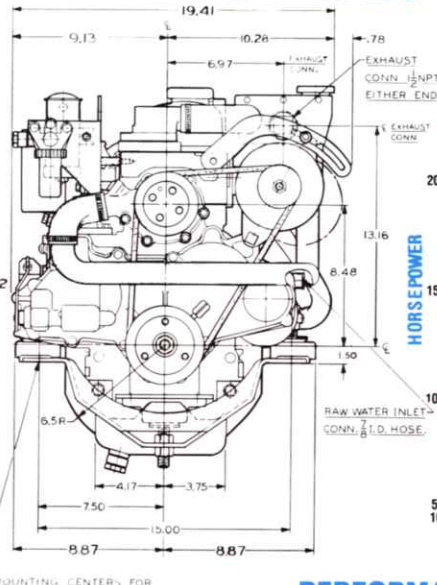
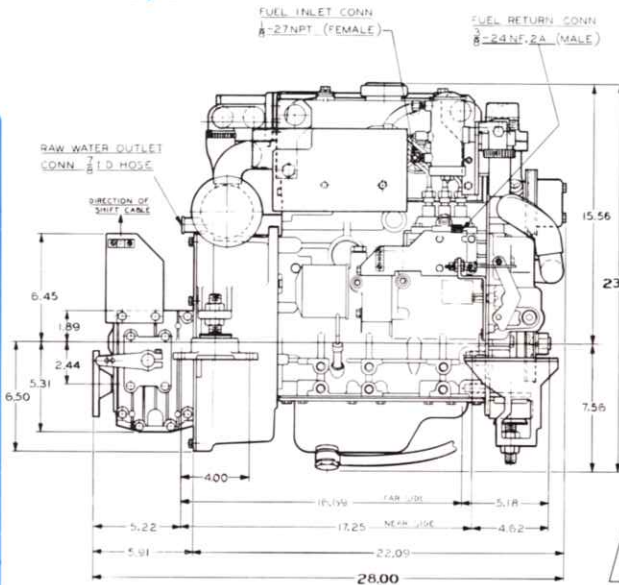


ENGINES: 13, 21, 27, 30, 33, 40, 50, 52, 58, 70, 80, 100, 120

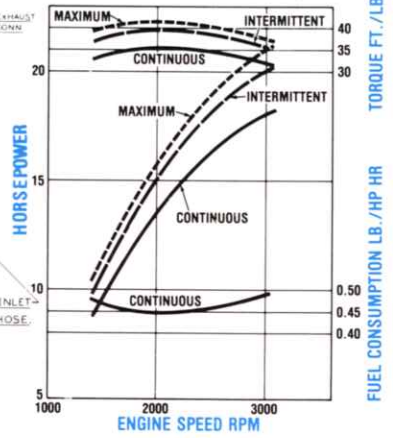
Fresh Water Cooled Diesels from Westerbeke.

QUIET DEPENDABLE POWER BY WESTERBEKE

WESTERBEKE 21



PERFORMANCE CURVES



PERFORMANCE DATA

- Maximum Power Output 22/3000 RPM
- Typical Fuel Consumption Rate063US gal/HP/hr
- Typical Fuel Consumption Rate at 2500 RPM
- When Wheeled to Turn 3000 RPM8US gal/hr
- Capacity of Lubricant (always check dipstick) 4 Qts
- Capacity of Coolant 5 Qts

SPECIFICATIONS

- Model Number Westerbeke 21
- Engine Type 4 cycle, water cooled, naturally aspirated, vertical overhead valve, diesel engine
- Cylinder arrangement 3 cylinders in line
- Bore & Stroke 2.87"x3.07" (73mm.x78mm.)
- Displacement60 cubic inch (.98 litre)
- Compression ratio 23 to 1
- No. of main bearings 4
- Rotation SAE Std. (clockwise facing front end)
- Fuel Injection Pump Bosch Distributor Type Individual plunger for each cylinder, cam driven in a precision housing machined in block for rigidity and accuracy.
- Regulator IC (built in engine)
- Injectors Pintle type
- Combustion Chamber Swirl type for easy starting and quiet operation
- Firing order 1-3-2
- Governor Mechanical centrifugal type
- Fuel filter Paper element type
- Lubricating device Forced lubrication by trochoid pump
- Lub. oil filter Full flow, spin on, paper element type
- Starting motor Geared electric motor, 12 Volt.
- Starting aid 12 Volt sheathed type glow plug
- Fuel pump Electric plunger type
- Dry weight of engine (w/trans.) 374 lbs.
- Power take-off Various crankshaft pulleys

QUALITY CONSTRUCTION — fresh water cooling with thermostatic controls, 50 amp alternator with radio shielding, metallic water piping wherever possible for endurance, cog-type alternator belts reduce slippage, glow plug cold weather starting aid, oversized 3" diameter heat exchanger, shut-off function built into throttle control, cast iron head and block for long life.

PARTS SUPPLY — nationwide stock of parts for Westerbeke engines and generators means better service from an expanding network of stocking distributors and dealers.

EXCEPTIONAL SMOOTHNESS — 3 cylinder 4 cycle engine, high inertia flywheel, vibration isolating mounts.

SELF BLEEDING FUEL SYSTEM — Restarts after running out of fuel without manual air bleeding.

VERY LIGHT WEIGHT — aluminum water-cooled two pass exhaust manifold and flywheel housing, save weight without sacrificing cast iron head and block.

EASE OF MAINTENANCE — removable end caps on heat exchanger for easy clean out, convenient oil drain system needs no hand pump, all wiring is led to a single 8-pin connector; heavy duty zinc anodes for heat exchanger.

EXCEPTIONAL QUIETNESS — custom designed, tuned intake silencer reduces intake air noise; modern swirl type combustion chamber design softens diesel clatter.

STANDARD EQUIPMENT

- Short profile 2-1 manual transmission • Propeller Half Coupling
- Adjustable flex isolator engine mounts (15" on centre)
- Fresh water cooling system • Coolant recovery tank
- 12 volt 50 ampere alternator • Glow plug cold weather starting aid
- Throttle, stop, and shift control brackets • Operators manual
- Engine pre-wired at the factory with a single 8 pin connector

OPTIONAL EQUIPMENT

- Various accessory front pulleys
- Walter Injected Exhaust Elbow
- Hydro-Hush Muffler
- Sea Water Strainer
- Alternator Output Splitter
- Five function Electric Instrument Panel including Hour Meter and Tachometer
- Various optional transmissions
- Front exhaust outlet for Vee Drive applications



CALL YOUR WESTERBEKE REPRESENTATIVE

OR CONTACT THE . . .

J. H. WESTERBEKE CORP.

Avon Industrial Park, Avon, MA 02322, (617) 588-7700
Cable: Westcorp, Avon, Telex: 92-4444